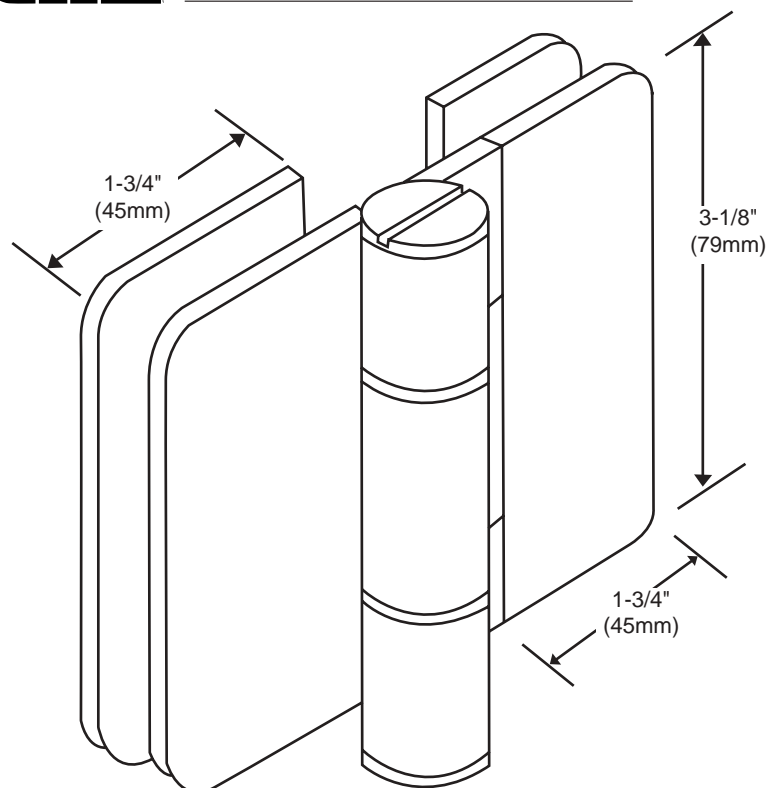




**C.R. LAURENCE CO., INC.**  
**PROFESSIONAL QUALITY**



## ZURICH

180° Glass-to-Glass Outswing  
or Bi-Fold Inswing Hinge (Inline)

**CAT No. ZUR07**

*Maximum Door Capacities	5/16" (8mm) Glass		3/8" (10mm) Glass	
	Weight	Width	Weight	Width
Using 2 Hinges	100 lbs.(45 kg)	36"(914mm)	100 lbs.(45 kg)	36"(914mm)
Using 3 Hinges	150 lbs.(68 kg)	40"(1016mm)	150 lbs.(68 kg)	40"(1016mm)

**\*NOTE:** Do not exceed either maximum weight or width when choosing proper quantity of hinges.

## Specifications:

**Glass Sizes:** 5/16" (8mm) to 3/8" (10mm) thick tempered safety glass

**Construction:** Stainless steel or solid brass

**Closing Type:** Free-swinging

**Two Holes Required (No Cutout)**

**Includes:** Gaskets, screws and template

## Use of Gaskets:

**For 5/16" (8mm) Glass:** Use one thick gasket on each side

**For 3/8" (10mm) Glass:** Use one thin gasket on each side

## Recommendations:

For public safety, we recommend the use of only tempered safety glass.

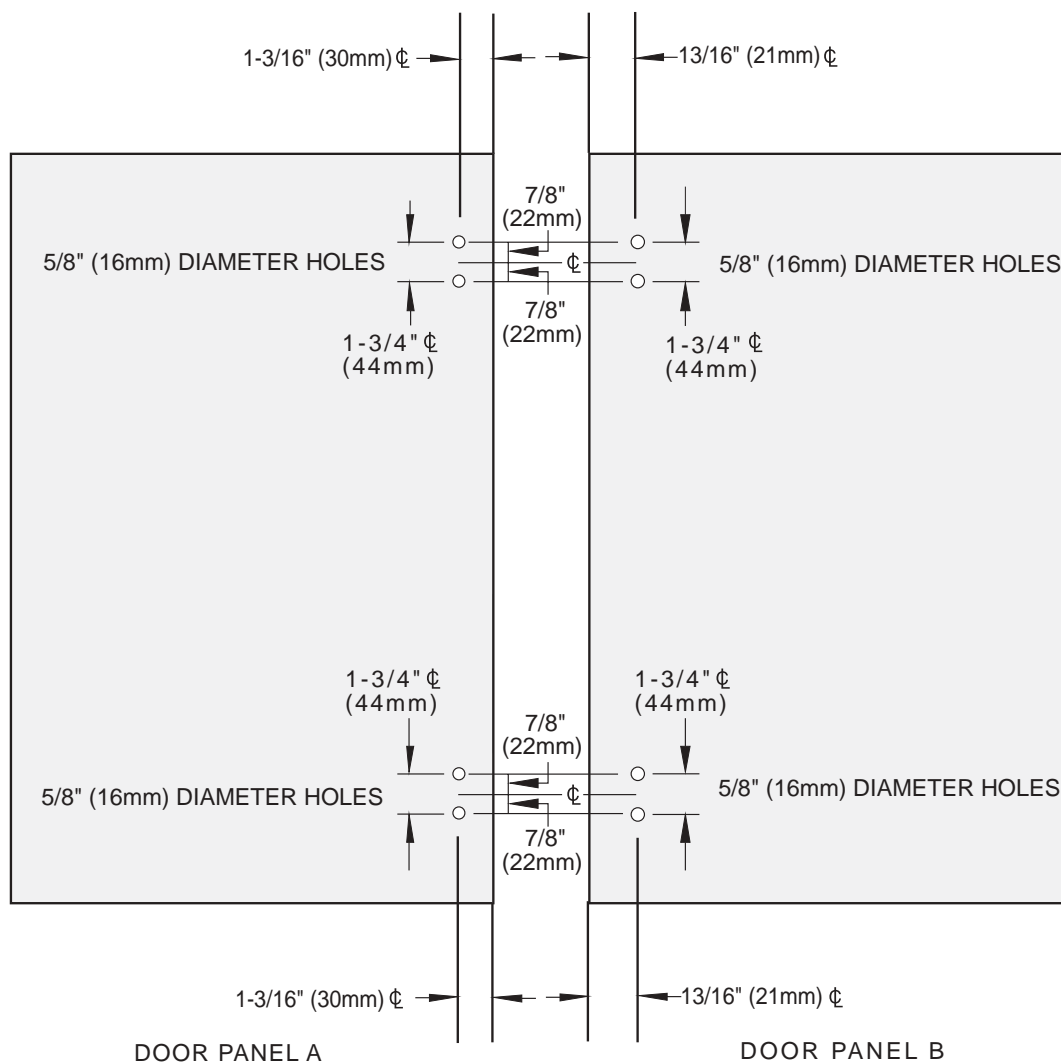
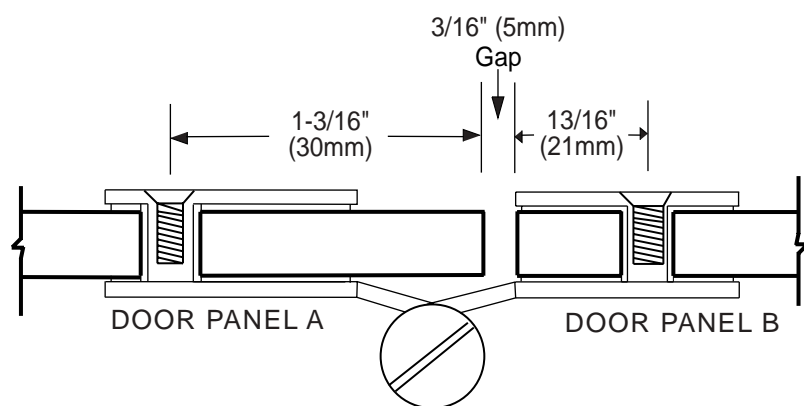
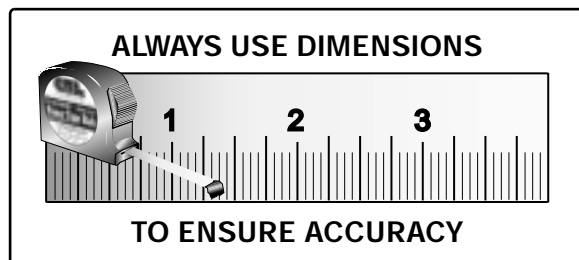
Do not use power tools when installing these hinges.

## Maintenance Guidelines:

- Never use an abrasive cleaner on the hardware. Many of the components are coated with a clear lacquer that will be irreparably damaged if subjected to harsh, abrasive chemicals. Advise your customer that drying the hardware with a clean, soft towel on a daily basis is the best way to maintain the hardware. If mineral deposits build-up, mix a couple of drops of a mild liquid soap (such as Ivory or a similar product) into a cup of warm water. Using a soft, non-abrasive cloth, clean the hardware. Rinse thoroughly with clean, warm water and dry.



**C.R. LAURENCE CO., INC.**  
**PROFESSIONAL QUALITY**



# ZURICH

180° Glass-to-Glass Outswing or Bi-Fold Inswing Hinge (Inline)

CAT No. ZUR07

4P-14