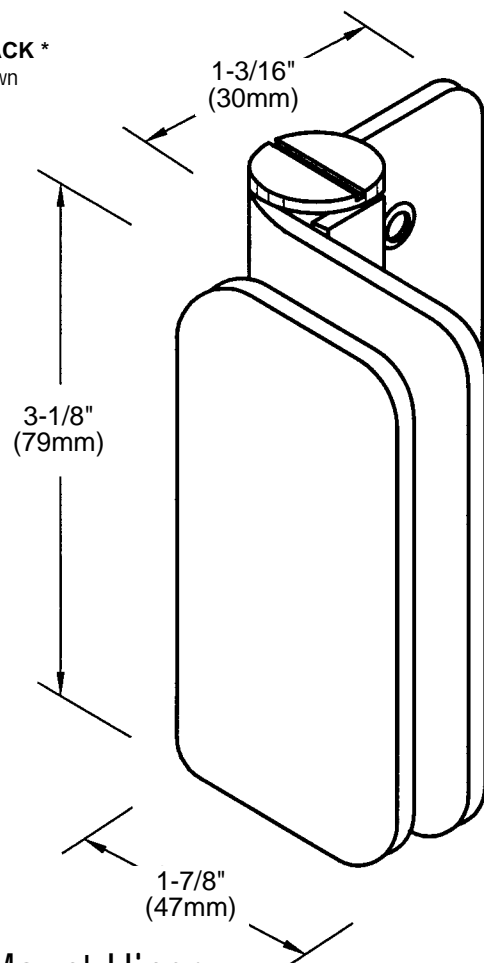




C.R. LAURENCE CO., INC.
PROFESSIONAL QUALITY

*** SEE TEMPLATE ON BACK ***
Refer to Dimensions Shown
to Ensure Accuracy



ZURICH

Inswing Wall Mount Hinge

Cat No. ZUR03

*Maximum Door Capacities	5/16" (8mm) Glass		3/8" (10mm) Glass	
	Weight	Width	Weight	Width
Using 2 Hinges	100 lbs.(45 kg)	36"(914mm)	100 lbs.(45 kg)	36"(914mm)
Using 3 Hinges	150 lbs.(68 kg)	40"(1016mm)	150 lbs.(68 kg)	40"(1016mm)

***NOTE:** Do not exceed either maximum weight or width when choosing proper quantity of hinges.

Specifications:

Glass Sizes: 5/16" (8mm) to 3/8" (10mm) thick tempered safety glass

Construction: Stainless steel or solid brass

Closing Type: Free-swinging

Two Holes Required (No Cutout)

Includes: Gaskets, screws and template

Use of Gaskets:

For 5/16" (8mm) Glass: Use one thick gasket on each side

For 3/8" (10mm) Glass: Use one thin gasket on each side

Recommendations:

For public safety, we recommend the use of only tempered safety glass.
Do not use power tools when installing these hinges.

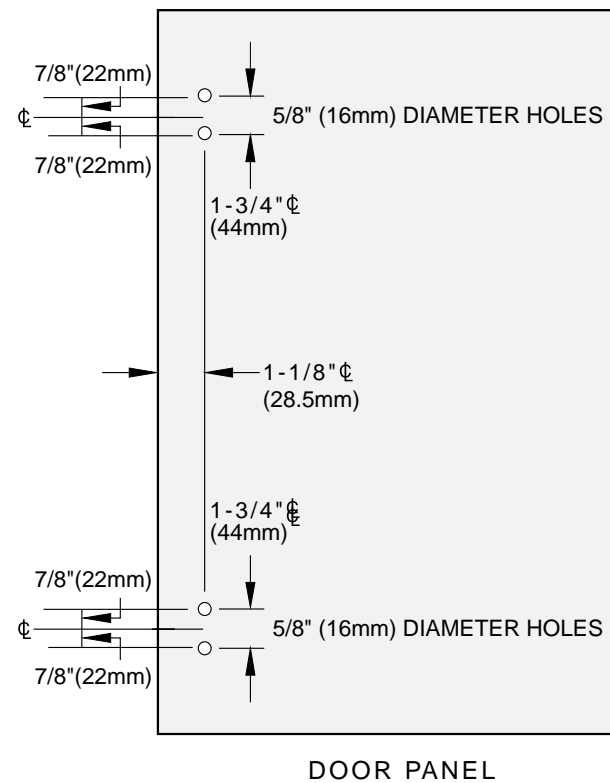
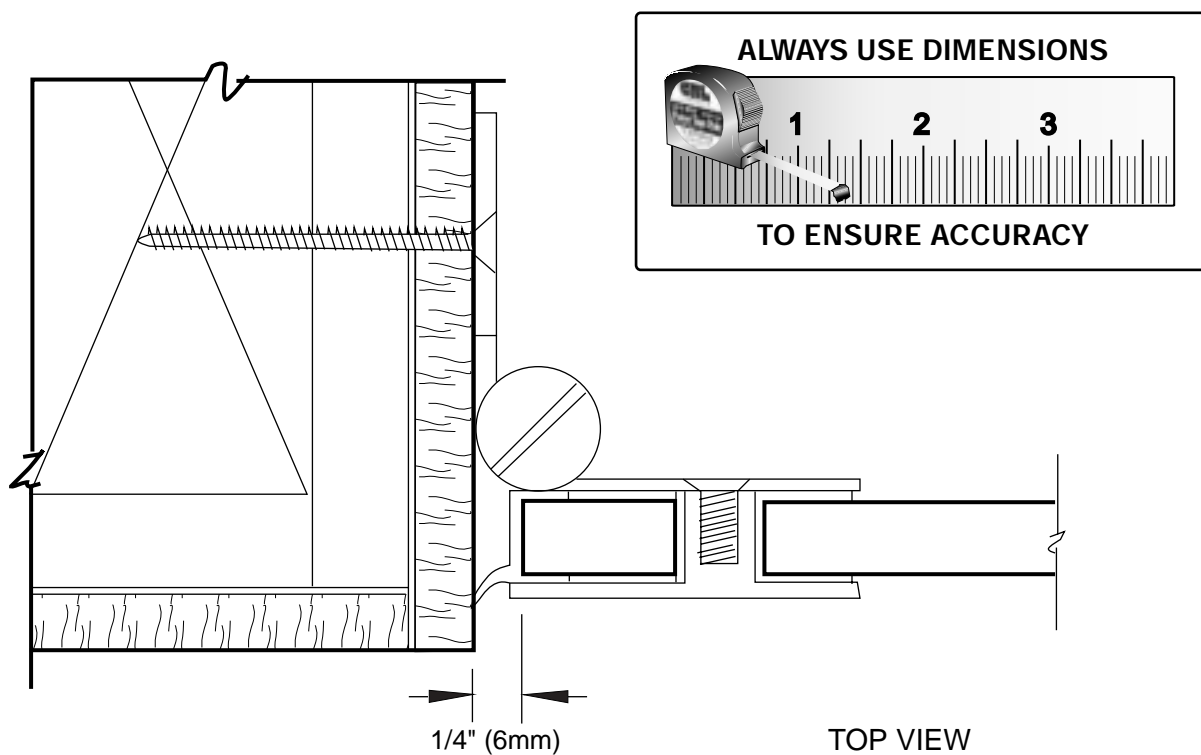
Maintenance Guidelines:

- Never use an abrasive cleaner on the hardware. Many of the components are coated with a clear lacquer that will be irreparably damaged if subjected to harsh, abrasive chemicals. Advise your customer that drying the hardware with a clean, soft towel on a daily basis is the best way to maintain the hardware. If mineral deposits build-up, mix a couple of drops of a mild liquid soap (such as Ivory or a similar product) into a cup of warm water. Using a soft, non-abrasive cloth, clean the hardware. Rinse thoroughly with clean, warm water and dry.

C.R. Laurence Corporate Headquarters: P.O. Box 58923 Los Angeles, CA 90058-0923; Toll Free Phone (800) 421-6144, Technical Assistance/Extension 777; Toll Free Fax (800) 587-7501



C.R. LAURENCE CO., INC.
PROFESSIONAL QUALITY



ZURICH

Inswing Wall Mount Hinge
CAT No. ZUR03